

FREQUENTLY ASKED QUESTIONS

Q: What size squares are used for custom stitch'T quilts?

A: T-shirts are cut into 14" or 11.5" squares (not both). Square size is typically dependent upon t-shirt logo size. We encourage you to specify which size square you would prefer. However, we can help make this decision upon receipt of your order. The crib quilt is limited to 8" squares due to their small overall size

Q: Should I cut my shirts into squares before I send them?

A: Please do not cut your t-shirts. We at stitch'T prefer to handle the cutting work ourselves. If, however, you would like to use one side of a t-shirt and keep the other side, cut the t-shirt down the inseam (to create a front and back).

Q: Do I need to machine wash and dry the t-shirts before I send them?

A: Yes. Please do not send unwashed items. Washing and drying your t-shirts reduces the risk of shrinking and bleeding. stitch'T is not responsible for the shrinking, bleeding or fading of any fabrics.

Q: How do I pay for my custom stitch'T order?

A: We request a \$150 deposit with your shipment of t-shirts and your completed [custom order form](#). The balance is due when your custom order stitch'T product is delivered. Payment can be made by check or via paypal. If you would like to purchase one of our pre-made products, full price is due with the order form.

Q: I do not live in New York State, do I have to pay sales tax?

A: No, if you do not live in New York State you are exempt from sales tax.

Q: Is it possible to attach patches or pieces/swatches of fabric onto a quilt?

A: Yes. We can usually add patches or pieces of fabric to any quilt. There is a \$5 charge for each patch or fabric attachment.

Q: I have all kinds of clothing I would like to include in my custom stitch'T product. What can I include?

A: Please include t-shirts, sweatshirts, collared shirts and golf shirts. Please do not send socks, undergarments and similar items.

Q: I would like a specific color theme in my custom stitch'T product, is this possible?

A: Yes. Please specify your blank t-shirt square color preference on your order form. Most of our customers, however, ask that we work in colors that complement their t-shirts.

Q: I would like each square in the quilt to include a t-shirt image (no blank t-shirt squares), is this possible?

A: You may include as many or as few t-shirt squares in your quilt as you would like.

Q: I have a specific layout in mind. Can I design my own quilt?

A: Yes, you may design the layout of your quilt. Please refer to our [product diagrams page](#) and indicate clearly how you would like your t-shirt squares arranged on the custom order form. We suggest you create a grid to indicate the placement of each t-shirt. Please contact us for a copy of any of our templates.

Q: I only want one side of my t-shirt included in my quilt, how do I indicate which side I want to use?

A: We recommend that you mark an "x" on the sleeve of the side of the shirt you would like to be included in the quilt. If you want to include both sides of one shirt, mark an "x" on both sides of the sleeve. A permanent marker works well here. You may also pin a note to the t-shirt. Please do not use Post-it notes.

Q: Can I use both sides of one t-shirt?

A: Definitely! Please mark the sides accordingly (see question above).

Q: If one side of the quilt is made from my t-shirts, what makes up the other side?

A: The topside of the quilt, created from your t-shirts, is topstitched down to grey sweatshirt material. Quilts are made from only two pieces (t-shirt top and sweatshirt backing). There is no batting or stuffing. Duvet covers can accommodate any type of properly sized insert.

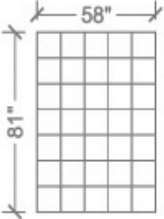
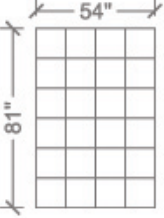
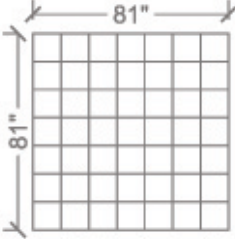
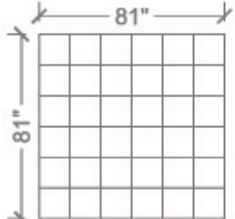
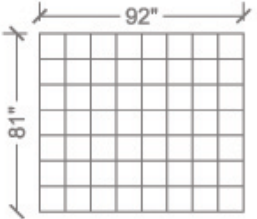
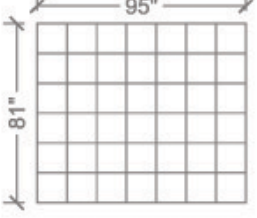
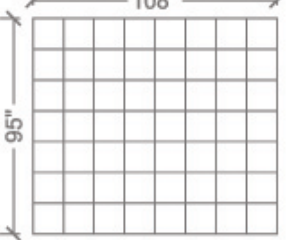
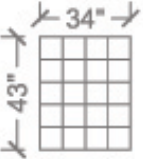
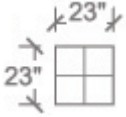
Q: How should I care for my t-shirt quilt?

A: We recommend that all stitch'T products be machine washed on a delicate cycle with like colors in cold water (with no bleach). Tumble dry on low heat. If you want to iron your quilt, do so on the backside.

Q: What if I am unsatisfied with my quilt?

A: Every stitch'T product is made specifically for each customer. For this reason, stitch'T is unable to accept returns or exchanges of product due to a customer's desire to change size, color or layout of the product that they have ordered. We ask that our customers allow for a certain degree of artistic licensing when they place their order. Mistakes are another story. Though quite rare, mistakes do happen. If an error has been made in your order we will try or best to rectify the situation.

stitch'T product diagrams

TWIN SIZE QUILTS		Style/Size: st01/ Twin Square size: 11.5" x 11.5" Number of squares: 35			
		Style/Size: st01/ Twin Square size: 14" x 14" Number of squares: 24			
FULL SIZE QUILTS		Style/Size: st02/ Full Square size: 11.5" x 11.5" Number of squares: 49			
		Style/Size: st02/ Full Square size: 14" x 14" Number of squares: 36			
QUEEN SIZE QUILTS		Style/Size: st03/ Queen Square size: 11.5" x 11.5" Number of squares: 56			
		Style/Size: st03/ Queen Square size: 14" x 14" Number of squares: 42			
KING SIZE QUILT		Style/Size: st04/ King Square size: 14" x 14" Number of squares: 56			
CRIB QUILT		Style/Size: st05/ Crib Square size: 8.5" x 8.5" Number of squares: 20	PILLOW		Style/Size: st06/ Pillow Square size: 11.5" x 11.5" Number of squares: 4